

# KOPYA FREZE

COPY ROUTER

## GALAXY - 1P

Portatif Kopya Freze  
Makinası

### ÖZELLİKLER


- Alüminyum ve plastik profillee kilit, kol yeri, menteşe, ispanyolot yuvaları ve kanal açma işlemleri için kullanılır.
- İşleme uygun kopya tertibatı
  - Dayanmalar yardımıyla kopya tertibatından bağımsız olarak geçitli kanallar açma
  - Ergonomik tasarımı ile kolay kullanım ve güvenli çalışma

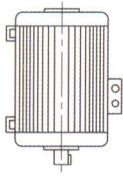
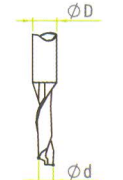
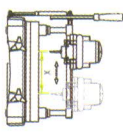
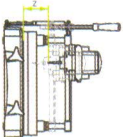
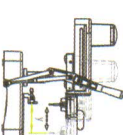
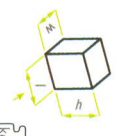
### Standart Ekipmanlar

- 5 mm freze ucu (1 adet)
- Profil dayama (2 adet)
- Servis anahtarı

### Opsiyonel Ekipmanlar

- Sehpa (S-11)
- Konveyör
- Özel kopya tertibatı



									
HP kw	n rpm	1~ Hz (230V)	I A	ØD mm	Ød mm	x mm	z mm	y mm	lxwxh (mm) kg
0,61 0,46	10800	50 60	2,1	8	5	217	130	125	555 x 540 x 640 38

